

Membrane Screws & Tacks

Membrane Screws and Membrane Tacks are used for the easy and secure attachment of regenerative membranes to the bone during guided bone regeneration procedures. Whether the preference is for fastening membranes by screwing or tapping, Neoss provides a solution for both options.

Features & benefits

Flexible – A solution for soft to hard bone.

Easy handling – Fast and easy membrane fastening and removal. For Screws utilise the Neoss Implant Inserter. For Tacks use the Tack positioning tool from Neoss.

Screw with self-tapping properties – Minimizes the need for pre-drilling.

Easy storage – One Cassette for both Screws and Tacks.

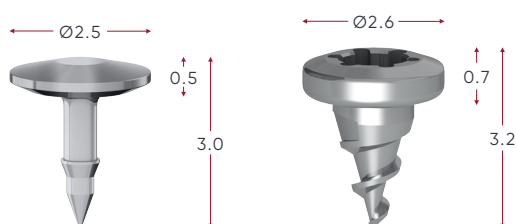
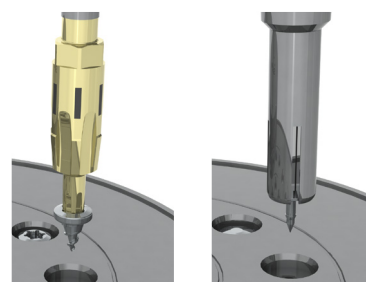

For information on NeoGen[®], Neoss non-resorbable PTFE membranes, please visit www.neoss.com.

Facts & figures

Packaging – 10-pack in a glass vial in a blister. Non-sterile, delivered clean and ready for sterilization. Single use.

Material – Titanium alloy grade 5.

Insertion torque – 10 Ncm max.



Assortment

Art. No.	Description
64030	Membrane Tack 3 mm – 10 pcs
64031	Tack Positioning Instrument
64032	Tack Mallet
64034	Tack and Screw Cassette
64035	Membrane Screw 3 mm – 10 pcs

All products might not be available in all markets.

For ordering details on NeoGen[®] membranes and Neoss Implant Inserters please see Neoss Product Catalogue.

See instructions for use for all procedure details.

Puredent ApS · Universitetsparken 7 · 4000 Roskilde · Denmark · T +45 31 31 19 25 · E info@puredent.dk
Neoss Ltd · Windsor House · Cornwall Road · Harrogate · HG1 2PW · United Kingdom · T +44 1423 817733 · F +44 1423 817744 · E info@neoss.com
Neoss Australia Pty. Ltd · PO Box 404 · New Farm · QLD 4005 · Australia · T +61 7 3216 0165 · F +61 7 3216 0135 · E info.au@neoss.com